

# Nurse Controller JCHN35H3



**TECHNOLOGY  
DRIVES INTELLIGENT LIFE**

## Data sheet

# Nurse Controller JCHN35H3

- As the first embedded nurse controller with 7-inch high-definition large screen display , it features 1280 \* 800 resolution and can be operated by touch. The user can input the information of patient , realize the intelligent operation such as bed control, weighing record and system setting and set the alarm of leaving bed. The touch screen operating system is more in line with the modern lifestyle; When the controller box is in an abnormal state, the nurse controller will give us an abnormal reminder displayed in any interface.



---

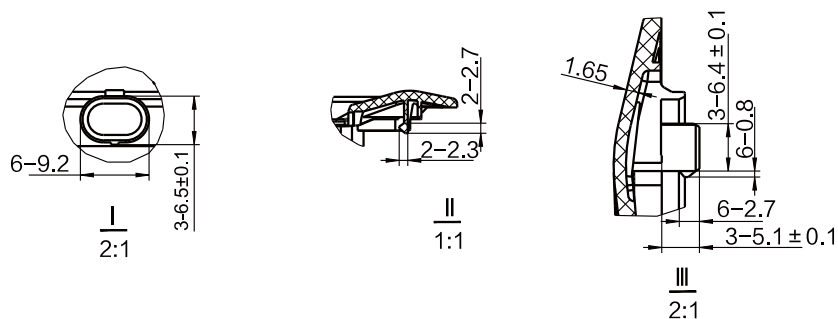
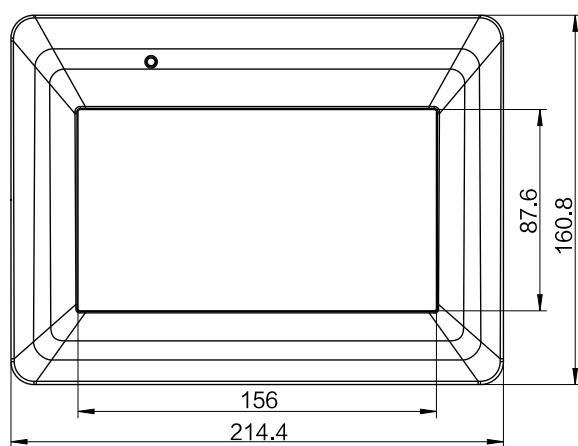
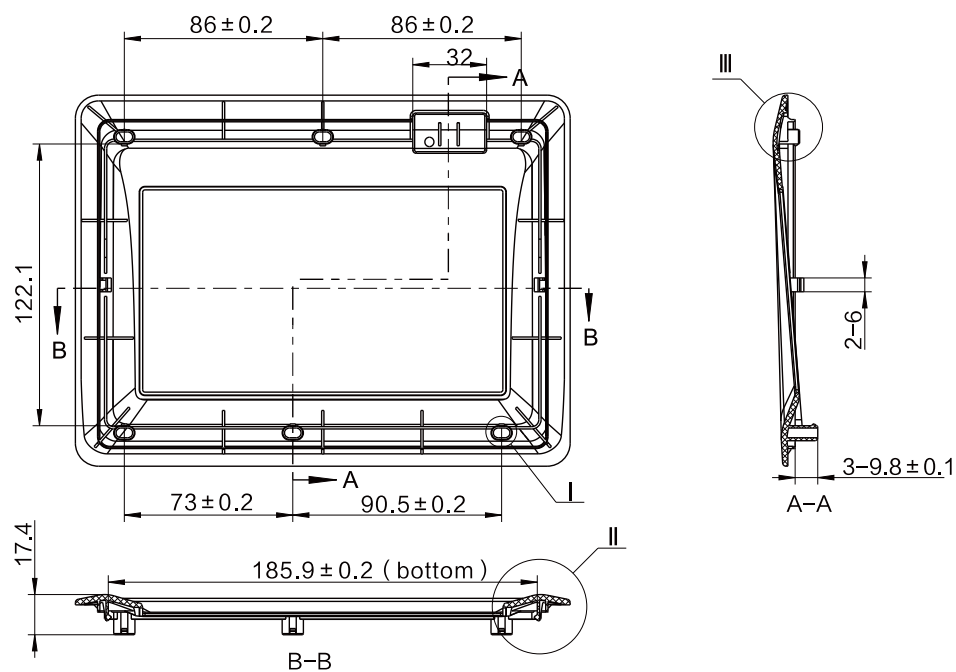
### Features

- Housing material:ABS3370
- Housing Colour : Gray
- Protection class: IPX4
- Access control: Magnet key;
- LED indication: 1 LED for indication of mains ON
- Front cover: JIECANG standard or Customised front cover
- Weight: 530g
- Screen type: 7-inch capacitive touchscreen, HD full view angle display
- Screen resolution: 1280\*800 pixels
- Mounting: Fixed mounting, screws for front side
- Languages: English,Chinese

### Usage

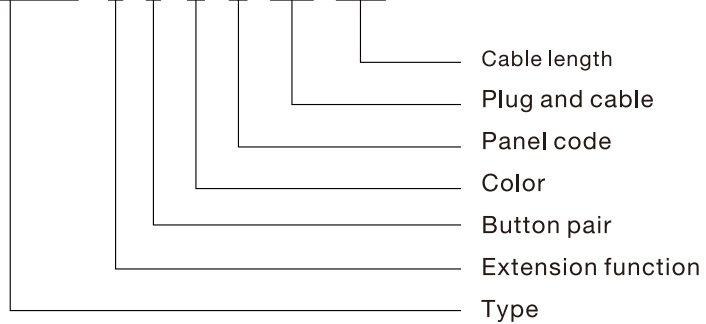
- Operating temperature:+5℃ to +40℃
- Storage temperature:-10℃ to +50℃
- Relative humidity:20% to 80%(non-condensing)
- Atmospheric pressure:860 to 1060 hPa

## Dimensions



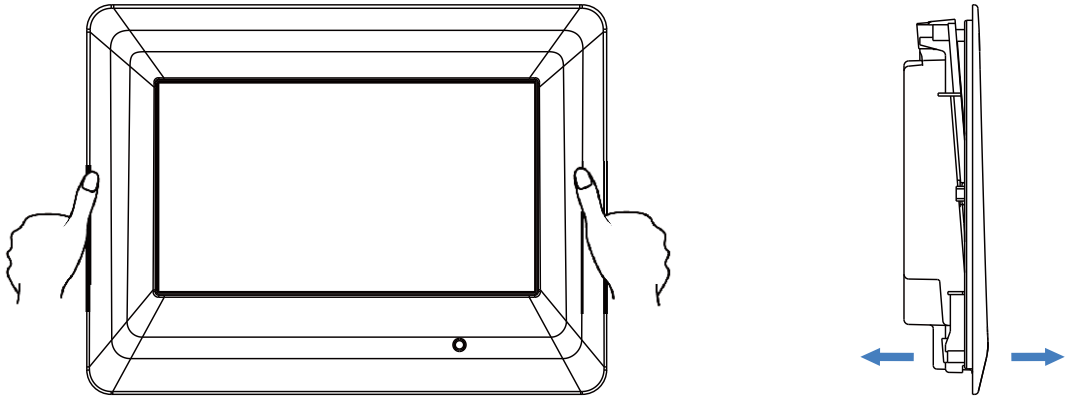
## Ordering Key

JCHN35H3 - B - 0 - G - 0 - 8D1 - 0D8

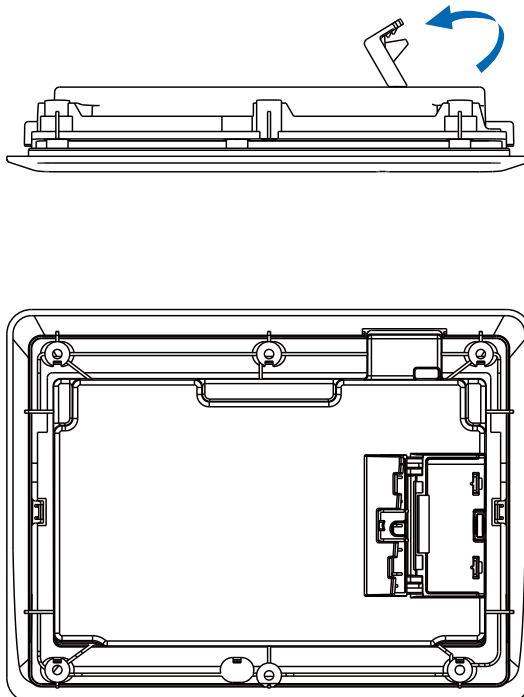


## Install

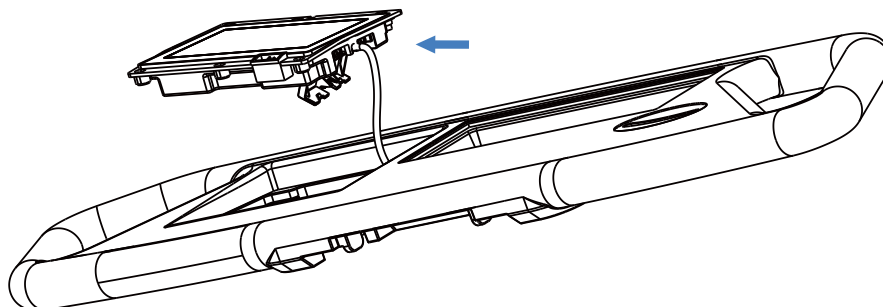
Step 1: Place your thumb on the picture mask and push hard against the lower shell to detach it.



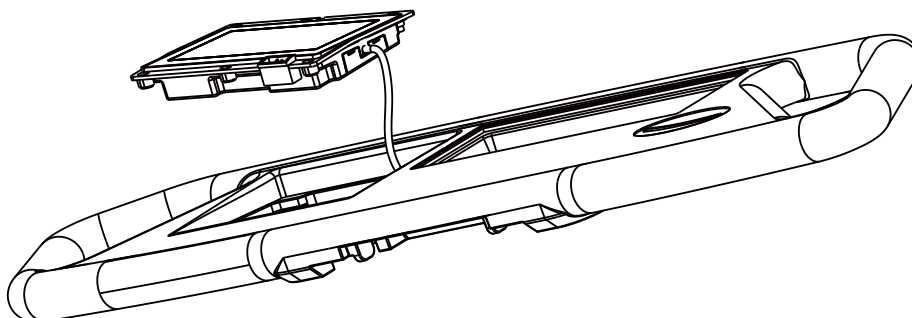
Step 2 : Open the lower shell of dust cover for easy wiring insertion



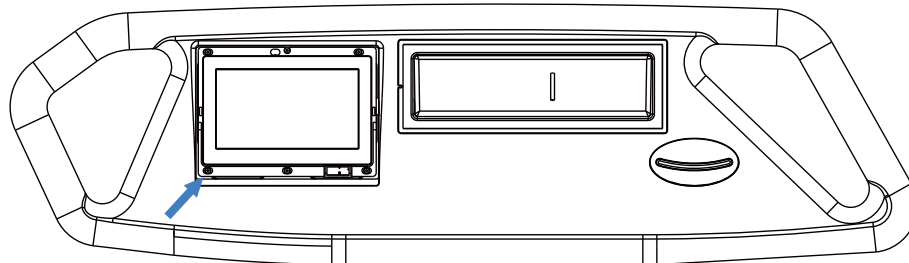
Step 3: Insert guardrail's lines into the nurse's desk.



Step 4: Snap the dust cap back.

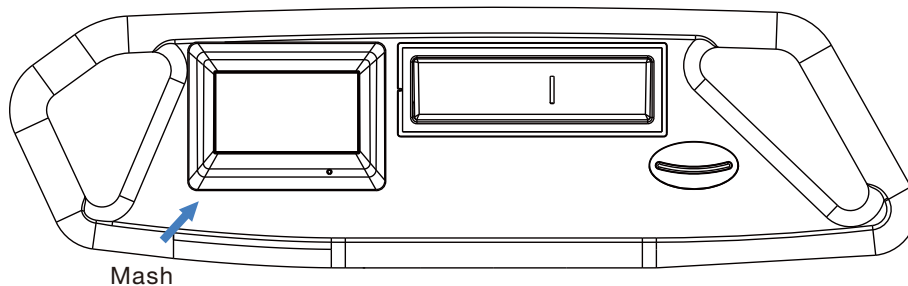


Step 5 : Place the nurse's desk on the guardrail and secure it with 6 screws.



Screw's specification is 3.9\*16 disc head tip-tail screw

Step 6: Cover the mask back to the nurse's desk and complete the installation.



## Conditions of Use

The user must determine the suitability of JIECANG products under specific conditions. JIECANG is committed to providing accurate latest product information. However, due to JC's continuous improvement of its products, JC's products may not be notified in advance with frequently changes. Therefore, JIECANG cannot guarantee the correctness and authenticity of the product information. Although JIECANG will do our best to meet the order requirements, for the above reasons, JIECANG cannot guarantee the deliver ability of any specific products.

Therefore, JIECANG reserves the right to stop selling any products listed on the website or products catalog or other JIECANG written materials. All sales activities must be carried out in accordance with the requirements of the JIECANG Sales and Delivery Standard Terms. For copies of related documents, please contact JIECANG.