

Nurse Controller JCHN35H



Data sheet

Nurse Controller JCHN35H

- JCHN35H is mainly used in the medical and nursing industries. With a nice shape, a concise design as well a display of color screen, it's simple and intuitive to use. JCHN35H applies New buttons which makes a better touch feeling.
- The bed can be fully controlled with up to 30 control buttons
- Real-time display of data, and the bed control functions can realize independent locking, which improves the safety factors, comfort of patients and the efficiency of nurses.



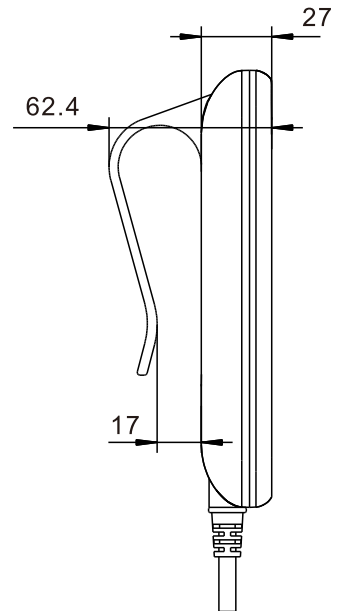
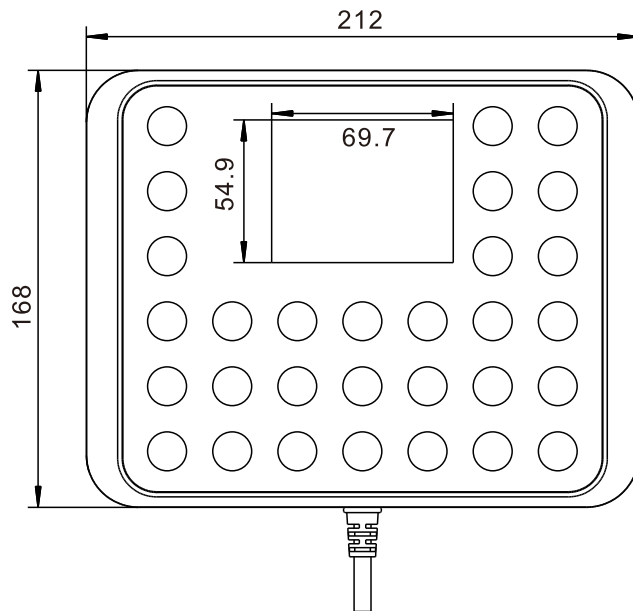
Features

- IP Grade: IPX4
- Drive up to 5 actuators simultaneously
- Color: Gray
- Supporting control box: matching with JIECANG control box
- With 3.5-inch TFT color display, which can display bed data and the corresponding action of the buttons and the angle, etc
- With power display and battery display
- With lock key, locking/unlocking operation button one by one
- Security design, the operation button will be locked automatically after no button operation in 60S

Usage

- Operating temperature: +5℃ to +40℃
- Storage temperature: -10℃ to +50℃
- Relative humidity: 20% to 80%(non-condensing)
- Atmospheric pressure: 860 to 1060 hPa
- Altitude: Max. 2000m
- Approvals: RoHS

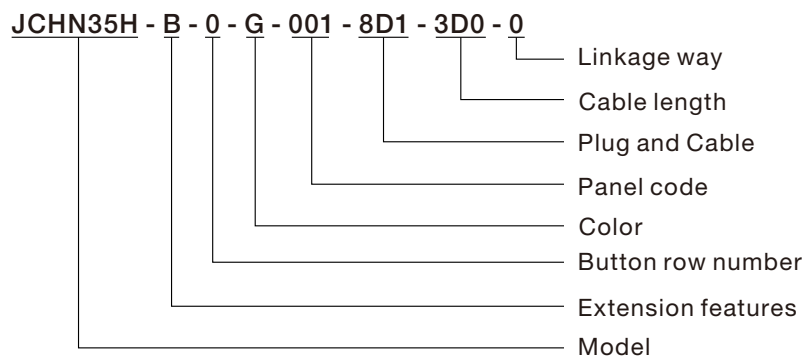
Dimensions



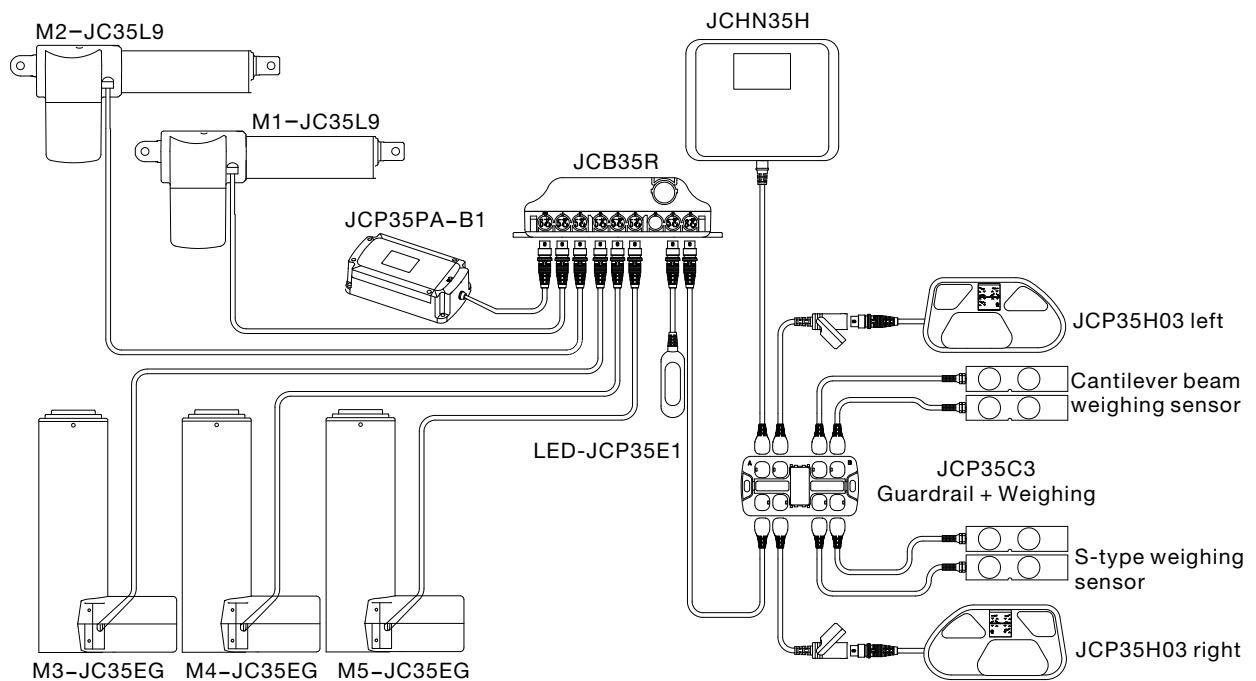
Ordering Key

Model	JCHN35H	JCHN35H=H series controller
Extension features	X	With backlight A Without backlight B (Backlight is not available for JCHN35H)
Button row number	X	2~5
Color	X	B/G=black B; Gray G
Panel code	X	M= specific code
Plug and Cable	XXX	8L1=8pin DIN plug spring cable 10P1= 10pin crystal elbow flex plug spring cable
Cable length	XXX	3D0=3M
Linkage way	X	0= single action L= linkage action

Naming regulation

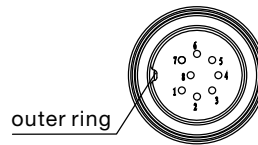
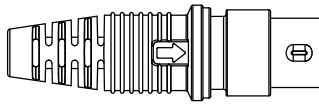


JCHN35H system connection

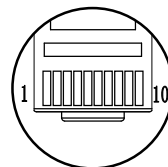
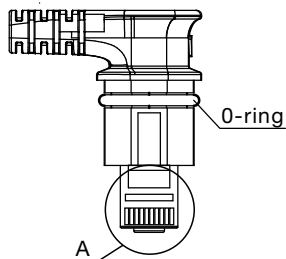


Plug

8pin DIN plug: straight cable 8D1; spring cable: 8L1 (matching with JIECANG control boxes of DIN plug)



10pin crystal elbow flex plug: straight cable: 10H1; Spring cable: 10P1 (matching with JIECANG control boxes JCB35T2, JCB35T3, JCB35T6 of flex plug)

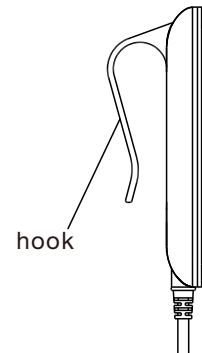


Attention: The model of supporting control box and the plug will be different according to the number of supporting actuators, Please contact the salesman in the corresponding area of JIECANG for confirmation before placing an order.

Installation Guidance

Install the JCHN35H on the side rail.

Usage: Please hang the nurse controller through a connector (hook) of customized silicone pad on the bed frame side rail (nurse controller suits for side rail with a diameter of 32-45mm) .



Panel



The nurse controller panel is according to the functional requirements of customers.

Please contact the salesman in the corresponding area of JIECANG for confirmation before placing an order.

Disclaimer and Exclusion of Liability

The user must determine the suitability of JIECANG products under specific conditions. JIECANG is committed to providing the latest product information. However, as JIECANG's product are constantly improving, it is possible to make changes to JIECANG's product without prior notice. Therefore, JIECANG cannot guarantee the correctness and authenticity of the product information. Although JIECANG will do its best to meet the order requirements, due to the above reasons, JIECANG cannot guarantee the delivery capacity of any specific product.

Therefore, JIECANG reserves the right to stop selling any products listed on the website or product catalog or other JIECANG written materials. All sales activities must be carried out in accordance with the requirements of JIECANG sales and Delivery Standard Clauses. For copies of relevant documents, please contact JIECANG.