

Foot switch JCFS35



Data sheet

Foot switch JCFS35

- JCFS35 is suitable for Medical treatment and Industry. The unique strip texture structure of JCFS35 not only has the anti-slip effect, but also enhances the overall rigidity of the product.



Features

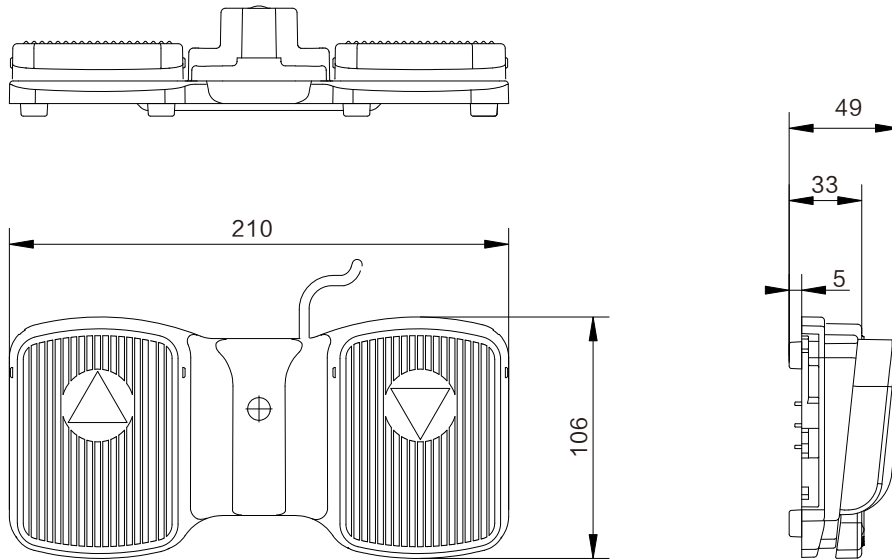
- IP grade: Max IPX6
- Buttons: Max. 2 row buttons
- 2 motors move synchronized
- Color: black
- Control boxr matching: adapt to all conventional controllers of Jiechang
- Operation: single action, linkage
- Waterproof design

Usage

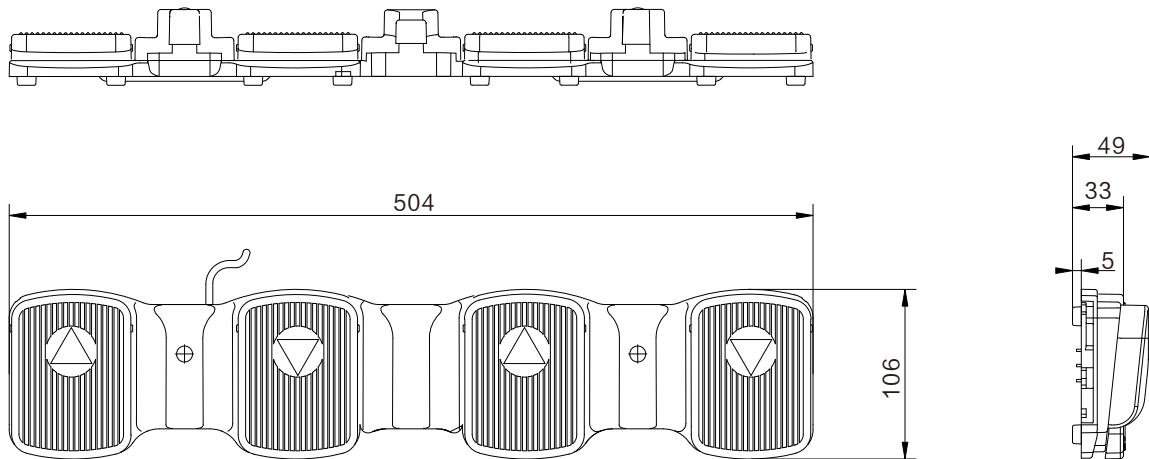
- Operating temperature: +5°C to +40°C
- Storage temperature: -10°C to +50°C
- Relative humidity: 20% to 80%(non-condensing)
- Atmospheric pressure: 860 to 1060 hPa
- Altitude: Max. 2000m

Dimensions

One row



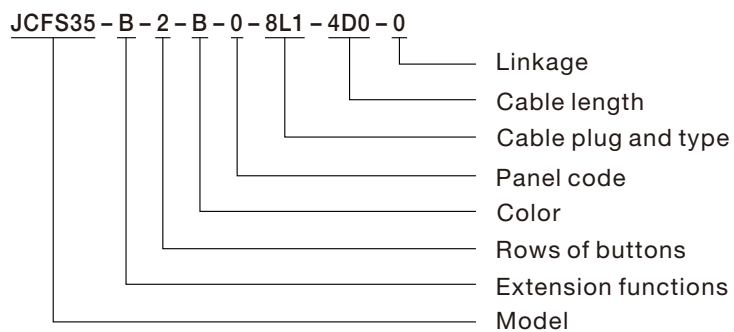
Two rows



Ordering Key

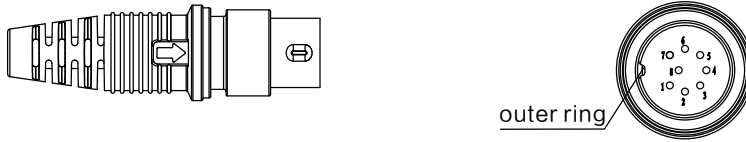
Model	JCFS35	JCFS35 foot switch
Extension functions	X	A/B=A with backlight ; B without backlight (This product is without backlight)
Rows of buttons	X	2=2 row buttons
Color	X	B/G=B Black, G Gray
Panel code	X	M=Specific code
Cable plug and type	XXX	8L1=8pin DIN plug of spring cable 13L1=13pin DIN plug of spring cable 10P1=10pin crystal elbow flex plug of spring cable
Cable length	XXX	3D0=3M
Linkage	X	0=single action L=linkage action

Naming regulation

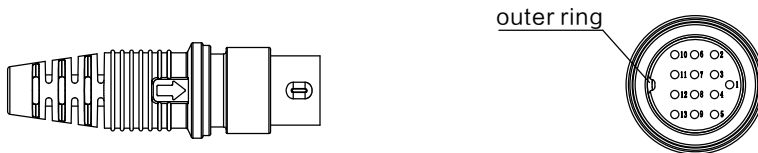


Plug

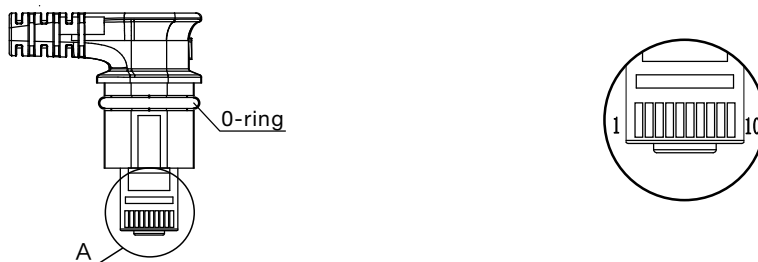
8pin DIN plug: straight cable 8D1; spring cable: 8L1(matching with JIECANG control boxes of DIN plug)



13pin DIN plug: straight cable 13D1; spring cable: 13L1(matching with JIECANG control boxes of DIN plug)



10pin crystal elbow flex plug: straight cable:10H1; Spring cable: 10P1 (matching with JIECANG control boxes JCB35T2, JCB35T3, JCB35T6 of flex plug)



Attention: The model of supporting control box and the plug will be different according to the number of supporting actuators, Please contact the salesman in the corresponding area of JIECANG for confirmation before placing an order.

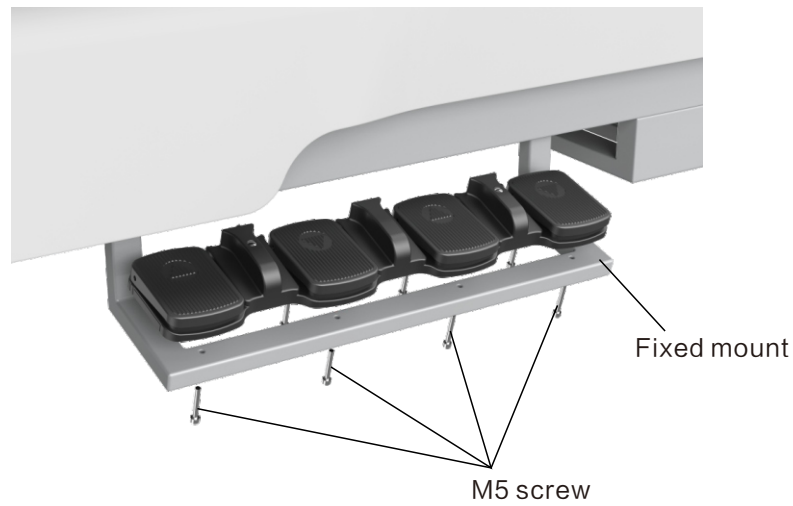
Installation method

Method 1: External (place the foot switch directly on the ground near the device).

Method 2: 1) Place the single-control foot switch on the fixed frame;

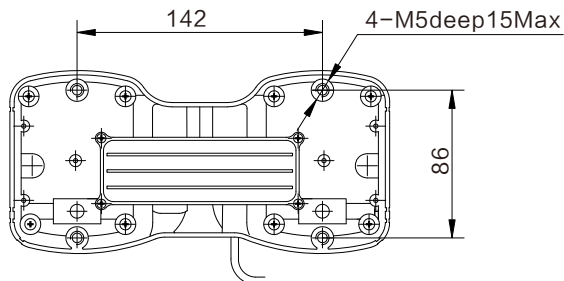
2) Use M5 screws to tighten from the back of the fixing frame (thickness 20mm), the number of screws is 4 each;

The recommended torque is $0.6\text{Nm} \pm 0.1$.

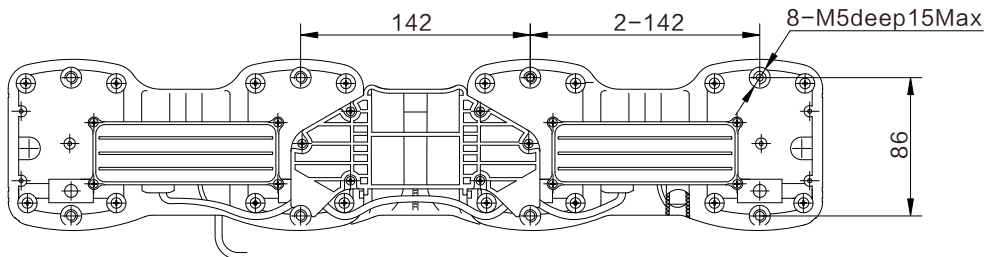


Dimensions of mounting holes

One controller



Tow controller



Disclaimer and Exclusion of Liability

The user must determine the suitability of JIECANG products under specific conditions. JIECANG is committed to providing the latest product information. However, as JIECANG's product are constantly improving, it is possible to make changes to JIECANG's product without prior notice. Therefore, JIECANG cannot guarantee the correctness and authenticity of the product information. Although JIECANG will do its best to meet the order requirements, due to the above reasons, JIECANG cannot guarantee the delivery capacity of any specific product.

Therefore, JIECANG reserves the right to stop selling any products listed on the website or product catalog or other JIECANG written materials. All sales activities must be carried out in accordance with the requirements of JIECANG sales and Delivery Standard Clauses. For copies of relevant documents, please contact JIECANG.